

PRODUCT CATALOG



KETER TIRE
USA



Drive the New World!

Keter (pronounced like Better), is the Hebrew word for "Crown", it can also mean "Top" or "Crest". The Keter Corporation was founded in 2009 with the vision, and mission, to be widely recognized as one of the Top Tire Suppliers in Tire Industry.

Over the past decade, Keter's **Customer Centric Philosophy** has earned the reputation of a different kind of Tire Supplier. One that is very accommodating and easy to do business with. **We are a Global Product Sourcing Enterprise with a very simple business model that allows us to address the unique needs of our individual Customers.** Our Customers see us not only as a strategic source for tires, and related products, but also as a trusted partner who is committed as much to their success, as to our own.

Keter offers an extensive product line up in passenger, light truck and commercial truck products including the NeoTerra line which was specifically designed and developed to meet the demands of the US market.

NeoTerra

The NeoTerra brand offers some of the most Technologically Advanced products available. Focused on a balance between **Performance, Durability and Safety**, and delivered at a value price point.


NeoTerra products are produced at a brand new, state of the art, facility.

- **Advanced technology**
- **Proven quality, performance and durability**
- **Environmentally responsible**
- **Outstand warranty and satisfaction guarantee**

Wherever the road takes you, it's our mission to help advance your journey. We will be there with you as you drive your new worlds.

Drive Well and Safe Travels.

NEOTERRA



NeoTerra Brand is produced in world **most advanced** manufacturing facility with three fundamental principles:

- Safety is in everything we do and we leverage the most advanced process and technology to improve users safety.
- Relentless pursue of quality and rigorous process control to deliver reliable product performance.
- Green, clean and environmentally responsible.

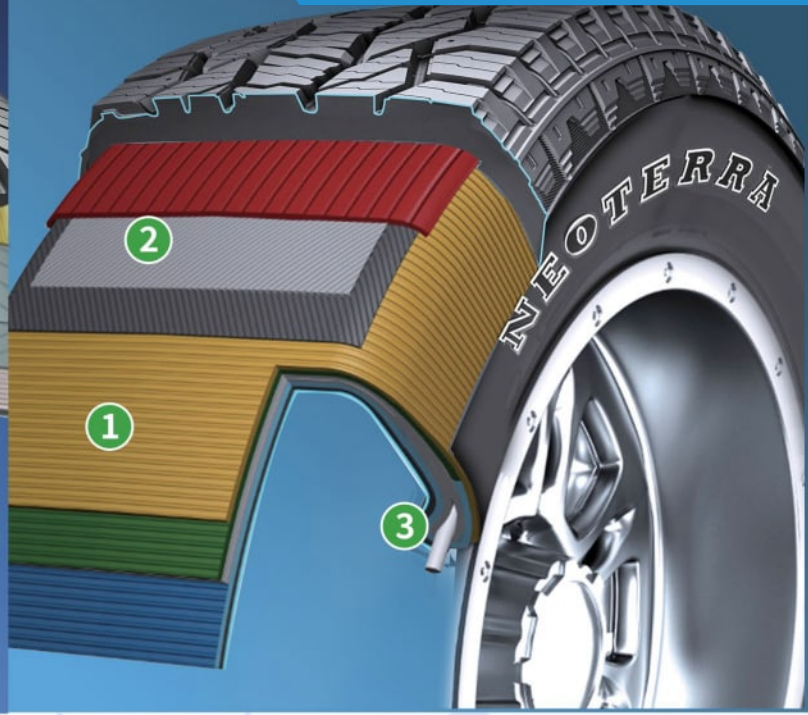


Every NeoTerra Product Comes With a **MONEY BACK GUARANTEE.**

PASSENGER



LIGHT TRUCK



NEOTERRA PASSENGER & LIGHT TRUCK TIRES

Specially formulated compound developed specifically for North America road conditions. Outstanding handling and guaranteed long tread life.

- Patented tread patterns designed specifically for the North America market delivers enhanced driving experience and reliability.
- Manufactured at with state of the art technology in world class production facilities around the world with rigorous quality control and consistency.
- Passenger tire construction employs a seamless bead bundle for increased ride control and superior handling.
- Light truck construction features:
 - 1 Triple ply polyester design with high sidewall turn up.
 - 2 Two steel body ply's and two full nylon cap belts covering tread and shoulder area
 - 3 Larger bead with extra sidewall rubber produce robust performance combined with an ultra comfortable ride.



NEOTERRA COMMERCIAL TRUCK TIRES

4-belt casing construction for guaranteed readability and durable performance.

- Dual-compound tread with specially formulated compounds allow for longer wear and lower rolling resistance.
- Wide body construction for an expanded footprint on the road to improve stability and lateral handling.
- Developed and Manufactured utilizing the most advanced technologies in the tire industry.

COMMERCIAL TRUCK



AP201

Regional
All Position

PAGES
19-20

AP221

Specialty
All Position

PAGES
21-22

CD301

Closed
Shoulder
Drive

PAGES
23-24

OD311

Open
Shoulder
Drive

PAGES
25-26

OD321

All Season
Drive

PAGE
27



CT401

Commercial
Trailer

PAGES
28

MS231

Mixed
Service
All Position

PAGE
29

MS241

Mixed Service
Wide-base
All Position

PAGE
30

MS321

Mixed
Service
Drive

PAGE
31

MS331

Mixed
Service
Drive

PAGE
32



Long Service Life

Advanced wear-resistant compound with dual-layer tread offers long service life.

Wide Footprint

Premium 5-rib design with wide footprint offers slow, uniform wear and enhanced handling.

All-Weather Traction

Special groove design and rib edge sipes enhances traction in all weather conditions.

Guaranteed Retreadability

Premium casing construction promotes consistent footprint and guaranteed retreadability.

NEOTERRA

SIZE	PR / LR	LOAD INDEX / SPEED SYMBOL	STANDARD RIM	OVERALL DIAMETER [MM / IN.]	SECTION WIDTH [MM / IN.]	SINGLE LOAD [KG/LBS]	DUAL LOAD [KG/LBS]	PRESSURE [KPA / PSI]	TREAD DEPTH [MM / 32NDS]	PRODUCT CODE
11R22.5	14 / G	144/142 L	8.25	1065 / 41.9	279 / 11.0	2800 / 6175	2650 / 5840	720 / 105	14.3 / 18.0	6959613724237
11R22.5	16 / H	148/145 L	8.25	1054 / 41.5	279 / 11.0	3150 / 6940	2900 / 6390	850 / 123	14.3 / 18.0	6959613724244
295/75R22.5	14 / G	144/141 M	8.25	1014 / 39.9	298 / 11.7	2800 / 6175	2575 / 5675	760 / 110	14.3 / 18.0	6959613724299
295/75R22.5	16 / H	146/143 M	8.25	1014 / 39.9	298 / 11.7	3000 / 6610	2725 / 6005	830 / 120	14.3 / 18.0	6959613724305
315/80R22.5	20 / L	157/154 L	9.00	1076 / 42.4	312 / 12.3	4125 / 9090	3750 / 8270	900 / 130	15.9 / 20.0	6959613724312
11R24.5	14 / G	146/143 L	8.25	1116 / 43.9	279 / 11.0	3000 / 6610	2725 / 6005	720 / 105	14.3 / 18.0	6959613724251
11R24.5	16 / H	149/146 L	8.25	1104 / 43.5	279 / 11.0	3250 / 7160	3000 / 6610	830 / 120	14.3 / 18.0	6959613724268
285/75R24.5	14 / G	144/141 L	8.25	1050 / 41.3	283 / 11.1	2800 / 6175	2575 / 5675	760 / 110	14.3 / 18.0	6959613724275
285/75R24.5	16 / H	147/144 L	8.25	1050 / 41.3	283 / 11.1	3075 / 6780	2800 / 6175	830 / 120	14.3 / 18.0	6959613724282



Long Miles to Removal

Innovative tread compound provide enhanced high-scrub resistance for long miles to removal.

Superb Traction

Optimized tread block geometry with special groove sipes offers superb traction and quick response on wet or slippery roads.

Enhanced Protection

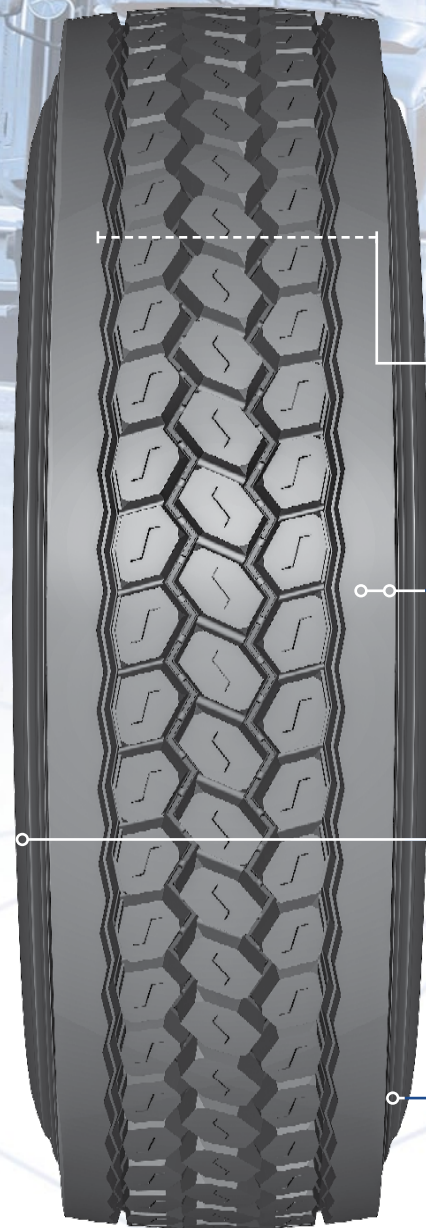
Wide enhanced shoulder increased protection against curb damage and irregular wear.

Guaranteed Retreadability

Premium casing construction provides toughness and durability for guaranteed retreadability.

NEOTERRA

SIZE	PR / LR	LOAD INDEX / SPEED SYMBOL	STANDARD RIM	OVERALL DIAMETER [MM / IN.]	SECTION WIDTH [MM / IN.]	SINGLE LOAD [KG/LBS]	DUAL LOAD [KG/LBS]	PRESSURE [KPA / PSI]	TREAD DEPTH [MM / 32NDS]	PRODUCT CODE
215/75R17.5	16 / H	127/124 M	6.00	767 / 30.2	211 / 8.3	1750 / 3860	1600 / 3525	830 / 120	12.8 / 16.1	6959613724329
215/75R17.5	16 / H	135/133 J	6.00	767 / 30.2	211 / 8.3	2180 / 4805	2060 / 4540	850 / 125	12.8 / 16.1	6959613732096
235/75R17.5	18 / J	143/141 J	6.75	797 / 31.4	233 / 9.2	2725 / 6010	2575 / 5675	850 / 125	12.8 / 16.1	6959613724343
225/70R19.5	14 / G	128/126 L	6.75	811 / 31.9	226 / 8.9	1800 / 3970	1700 / 3750	760 / 110	14.3 / 18.0	6959613724336
245/70R19.5	16 / H	135/133 M	7.50	839 / 33.0	248 / 9.8	2180 / 4805	2060 / 4540	830 / 120	15.0 / 18.9	6959613724350
255/70R22.5	16 / H	140/137 M	7.50	930 / 36.6	255 / 10.0	2500 / 5510	2300 / 5070	830 / 120	15.0 / 18.9	6959613724367
275/70R22.5	16 / H	148/145 M	8.25	958 / 37.7	276 / 10.9	3150 / 6940	2900 / 6390	900 / 130	15.9 / 20.0	6959613724374



Long Original Mileage

Deep tread with innovative compound promotes long original mileage.

Uniform Wear

Closed shoulder design provides uniform wear throughout the life of the tire

Enhanced Handling


Aggressive design with wide footprint delivers enhanced handling and brake response.

Guaranteed Retreadability

Premium casing construction provides toughness and durability for guaranteed retreadability.

NEOTERRA

SIZE	PR / LR	LOAD INDEX / SPEED SYMBOL	STAN- DARD RIM	OVERALL DIAMETER [MM / IN.]	SECTION WIDTH [MM / IN.]	SINGLE LOAD [KG/LBS]	DUAL LOAD [KG/LBS]	PRESSURE [KPA / PSI]	TREAD DEPTH [MM / 32NDS]	PRODUCT CODE
11R22.5	14 / G	144/142 L	8.25	1065 / 41.9	279 / 11.0	2800 / 6175	2650 / 5840	720 / 105	21.4 / 27.0	6959613724084
11R22.5	16 / H	146/143 L	8.25	1065 / 41.9	279 / 11.0	3000 / 6610	2725 / 6005	830 / 120	21.4 / 27.0	6959613724091
295/75R22.5	14 / G	144/141 L	8.25	1020 / 40.2	298 / 11.7	2800 / 6175	2575 / 5675	760 / 110	21.4 / 27.0	6959613724152
295/75R22.5	16 / H	146/143 L	8.25	1020 / 40.2	298 / 11.7	3000 / 6610	2725 / 6005	830 / 120	21.4 / 27.0	6959613724145
11R24.5	14 / G	146/143 L	8.25	1116 / 43.9	279 / 11.0	3000 / 6610	2725 / 6005	720 / 105	21.4 / 27.0	6959613724107
11R24.5	16 / H	149/146 L	8.25	1116 / 43.9	279 / 11.0	3250 / 7160	3000 / 6610	830 / 120	21.4 / 27.0	6959613724114
285/75R24.5	14 / G	144/141 L	8.25	1056 / 41.6	283 / 11.1	2800 / 6175	2575 / 5675	760 / 110	22.5 / 28.3	6959613724121
285/75R24.5	16 / H	147/144 L	8.25	1050 / 41.3	283 / 11.1	3075 / 6780	2800 / 6175	830 / 120	22.5 / 28.3	6959613724138



Long Service Life

Innovative tread compound with advanced tread design delivers wear resistance and scrubbing resistance for long service life.

Superior Traction

Open shoulder design delivers enhanced traction and acceleration in all weather conditions.

Enhanced Handling

Aggressive design with wide footprint delivers enhanced handling and superior brake response.

Guaranteed Retreadability

Premium casing construction provides toughness and durability for guaranteed retreadability.

NEOTERRA

SIZE	PR / LR	LOAD INDEX / SPEED SYMBOL	STANDARD RIM	OVERALL DIAMETER [MM / IN.]	SECTION WIDTH [MM / IN.]	SINGLE LOAD [KG/LBS]	DUAL LOAD [KG/LBS]	PRESSURE [KPA / PSI]	TREAD DEPTH [MM / 32NDS]	PRODUCT CODE
225/70R19.5	14 / G	128/126 L	6.75	811 / 31.9	226 / 8.9	1800 / 3970	1700 / 3750	760 / 110	15.0 / 18.9	6959613702686
245/70R19.5	16 / H	135/133 L	7.50	839 / 33.0	248 / 9.8	2180 / 4805	2060 / 4540	830 / 120	15.9 / 20.0	6959613702693
11R22.5	14 / G	144/142 L	8.25	1065 / 41.9	279 / 11.0	2800 / 6175	2650 / 5840	720 / 105	20.6 / 26.0	6959613724176
11R22.5	16 / H	146/143 L	8.25	1065 / 41.9	279 / 11.0	3000 / 6610	2725 / 6005	830 / 120	20.6 / 26.0	6959613724183
255/70R22.5	16 / H	140/137 L	7.50	930 / 36.6	255 / 10.0	2500 / 5510	2300 / 5070	830 / 120	17.5 / 22.0	6959613724213
295/75R22.5	14 / G	144/141 L	8.25	1020 / 40.2	298 / 11.7	2800 / 6175	2575 / 5675	760 / 110	20.6 / 26.0	6959613724220
295/75R22.5	16 / H	146/143 L	8.25	1020 / 40.2	298 / 11.7	3000 / 6610	2725 / 6005	830 / 120	20.6 / 26.0	6959613729201
11R24.5	14 / G	146/143 L	8.25	1116 / 43.9	279 / 11.0	3000 / 6610	2725 / 6005	720 / 105	20.6 / 26.0	6959613724190
11R24.5	16 / H	149/146 L	8.25	1116 / 43.9	279 / 11.0	3250 / 7160	3000 / 6610	830 / 120	20.6 / 26.0	6959613724206
285/75R24.5	14 / G	144/141 L	8.25	1056 / 41.6	283 / 11.1	2800 / 6175	2575 / 5675	760 / 110	22.5 / 28.3	6959613729225
285/75R24.5	16 / H	147/144 L	8.25	1050 / 41.3	283 / 11.1	3075 / 6780	2800 / 6175	830 / 120	22.5 / 28.3	6959613729232



Ultimate Traction

Dynamic tread design with premium performance compound promotes ultra traction needed for all applications in harsh weather conditions.

Powerful Grip

Unique 3D sipes and optimized block design add extra gripping power in diverse weather conditions.


Added Traction Performance

Unique groove design and open shoulder increases cleaning ability for added traction performance.

Guaranteed Retreadability

Premium casing construction provides toughness and durability for guaranteed retreadability.

SIZE	PR / LR	LOAD INDEX / SPEED SYMBOL	STANDARD RIM	OVERALL DIAMETER [MM / IN.]	SECTION WIDTH [MM / IN.]	SINGLE LOAD [KG/LBS]	DUAL LOAD [KG/LBS]	PRESSURE [KPA / PSI]	TREAD DEPTH [MM / 32NDS]	PRODUCT CODE
11R22.5	14 / G	144/142 L	8.25	1065 / 41.9	279 / 11.0	2800 / 6175	2650 / 5840	720 / 105	22.5 / 28.3	6959613701863
11R22.5	16 / H	146/143 L	8.25	1065 / 41.9	279 / 11.0	3000 / 6610	2725 / 6005	830 / 120	22.5 / 28.3	6959613724459
295/75R22.5	14 / G	144/141 L	8.25	1020 / 40.2	298 / 11.7	2800 / 6175	2575 / 5675	760 / 110	22.5 / 28.3	6959613701887
295/75R22.5	16 / H	146/143 L	8.25	1020 / 40.2	298 / 11.7	3000 / 6610	2725 / 6005	830 / 120	22.5 / 28.3	6959613724473
11R24.5	14 / G	146/143 L	8.25	1116 / 43.9	279 / 11.0	3000 / 6610	2725 / 6005	720 / 105	22.5 / 28.3	6959613701870
11R24.5	16 / H	149/146 L	8.25	1116 / 43.9	279 / 11.0	3250 / 7160	3000 / 6610	830 / 120	22.5 / 28.3	6959613724466



Low Rolling Resistance

Special tread compound with shallow non-skid offers low rolling resistance.

Enhanced Toughness and Even Wear

Solid shoulder rib with unique pressure distribution grooves delivers enhanced toughness and promotes long, even wear.


Wet Weather Stability

Wide center groove delivers superior water evacuation for increased stability in wet road conditions.

Guaranteed Retreadability

Premium casing construction promotes multiple retreads.

SIZE	PR / LR	LOAD INDEX / SPEED SYMBOL	STANDARD RIM	OVERALL DIAMETER [MM / IN.]	SECTION WIDTH [MM / IN.]	SINGLE LOAD [KG/LBS]	DUAL LOAD [KG/LBS]	PRESSURE [KPA / PSI]	TREAD DEPTH [MM / 32NDS]	PRODUCT CODE
11R22.5	14 / G	144/142 M	8.25	1054 / 41.5	279 / 11.0	2800 / 6175	2650 / 5840	720 / 105	11.7 / 14.7	6959613724381
11R22.5	16 / H	146/143 M	8.25	1054 / 41.5	279 / 11.0	3000 / 6610	2725 / 6010	830 / 120	11.7 / 14.7	6959613724398
295/75R22.5	14 / G	144/141 M	8.25	1014 / 39.9	298 / 11.7	2800 / 6175	2575 / 5675	760 / 110	11.7 / 14.7	6959613724435
295/75R22.5	16 / H	146/143 M	8.25	1014 / 39.9	298 / 11.7	3000 / 6610	2725 / 6005	830 / 120	11.7 / 14.7	6959613724442
11R24.5	14 / G	146/143 L	8.25	1116 / 43.9	279 / 11.0	3000 / 6610	2725 / 6010	720 / 105	11.7 / 14.7	6959613724404
11R24.5	16 / H	149/146 L	8.25	1116 / 43.9	279 / 11.0	3250 / 7160	3000 / 6610	830 / 120	11.7 / 14.7	6959613724411



Long Service Life

Premium chip/cut resistant compound offers long service life in on an doff road applications.

Improved Stability

Optimized tread design with wider footprint improves stability and traction on various driving surfaces.


Adaptable Flexibility

Special bead bundle package allows more flexibility in dealing with road obstacles.

Guaranteed Retreadability

Premium enhanced casing construction offers toughness and outstanding performance through retread cycle.

SIZE	PR / LR	LOAD INDEX / SPEED SYMBOL	STANDARD RIM	OVERALL DIAMETER [MM / IN.]	SECTION WIDTH [MM / IN.]	SINGLE LOAD [KG/LBS]	DUAL LOAD [KG/LBS]	PRESSURE [KPA / PSI]	TREAD DEPTH [MM / 32NDS]	PRODUCT CODE
11R22.5	14 / G	144/142 L	8.25	1065 / 41.9	279 / 11.0	2800 / 6175	2650 / 5840	720 / 105	18.3 / 23.0	6959613702761
11R22.5	16 / H	146/143 L	8.25	1065 / 41.9	279 / 11.0	3000 / 6610	2725 / 6010	850 / 123	18.3 / 23.0	6959613724480
255/70R22.5	16 / H	140/137 L	7.50	930 / 36.6	255 / 10.0	2500 / 5510	2300 / 5070	830 / 120	15.9 / 20.0	6959613702730
275/70R22.5	16 / H	148/145 M	8.25	958 / 37.7	276 / 10.9	3150 / 6940	2900 / 6390	900 / 130	17.5 / 22.0	6959613702747
315/80R22.5	20 / L	161/154 K	9.00	1076 / 42.4	312 / 12.3	4625 / 10200	3750 / 8270	900 / 130	18.3 / 23.0	6959613724503
11R24.5	14 / G	146/143 L	8.25	1116 / 43.9	279 / 11.0	3000 / 6610	2725 / 6010	720 / 105	18.3 / 23.0	6959613702778
11R24.5	16 / H	149/146 L	8.25	1104 / 43.5	279 / 11.0	3250 / 7160	3000 / 6610	830 / 120	18.3 / 23.0	6959613724497



Enhanced Mileage

Advanced severe service compound resists cut, chips and tears and offers enhanced mileage.

All-Season Traction

Deep convex groove with biting edges provides all-season traction on wet, snowy or dry roads.

Improved Handling

Optimized block pattern promotes excellent strength and improved handling.

Guaranteed Retreadability

Premium enhanced casing construction offers toughness and outstanding performance through retread cycle.

SIZE	PR / LR	LOAD INDEX / SPEED SYMBOL	STANDARD RIM	OVERALL DIAMETER [MM / IN]	SECTION WIDTH [MM / IN]	SINGLE LOAD [KG/LBS]	DUAL LOAD [KG/LBS]	PRESSURE [KPA / PSI]	TREAD DEPTH [MM / 32NDS]	PRODUCT CODE
385/65R22.5	20 / L	160 L	11.75	1072 42.2	389 / 15.3	4500 / 9920	4500 / 9920	900 / 130	18.3 / 23.0	6959613724527
425/65R22.5	20 / L	165 K	12.25	1124 44.3	422 / 16.6	5150 / 11400	5150 / 11400	830 / 120	18.3 / 23.0	6959613724534



Extended Service Life

Dependable cut/chip resistance compound promotes extended service life.

Excellent Traction

Rugged lug design with deep non skid offers excellent traction in severe off-highway service.

Guaranteed Retreadability

Premium enhanced casing construction with deep undertread provides excellent retreadability.

SIZE	PR / LR	LOAD INDEX / SPEED SYMBOL	STANDARD RIM	OVERALL DIAMETER [MM / IN]	SECTION WIDTH [MM / IN]	SINGLE LOAD [KG/LBS]	DUAL LOAD [KG/LBS]	PRESSURE [KPA / PSI]	TREAD DEPTH [MM / 32NDS]	PRODUCT CODE
11R22.5	14 / G	144/142 L	8.25	1065 / 41.9	279 / 11.0	2800 / 6175	2650 / 5840	720 / 105	23.8 / 30.0	6959613702785
11R22.5	16 / H	146/143 L	8.25	1065 / 41.9	279 / 11.0	3000 / 6610	2725 / 6005	830 / 120	23.8 / 30.0	6959613724558
315/80R22.5	20 / L	161/154 K	9.00	1076 / 42.4	312 / 12.3	4625 / 10200	3750 / 8270	900 / 130	23.8 / 30.0	6959613729188
11R24.5	14 / G	146/143 L	8.25	1116 / 43.9	279 / 11.0	3000 / 6610	2725 / 6010	720 / 105	23.8 / 30.0	6959613702792
11R24.5	16 / H	149/146 L	8.25	1104 / 43.5	279 / 11.0	3250 / 7160	3000 / 6610	830 / 120	23.8 / 30.0	6959613724565



Extended Service Life

Premium severe service compound offers outstanding cut/chip resistance and extended service life in tough driving conditions.

Ultimate Off-Road Traction

Extra deep 33/32nd aggressive self-cleaning tread helps resist mud or snow buildup and promote ultimate traction.

Enhanced Stability

Optimized block design with in-between bridges allows enhanced stability and constant gripping power.

Guaranteed Retreadability

Premium enhanced casing construction with deep undertread provides excellent retreadability.

SIZE	PR / LR	LOAD INDEX / SPEED SYMBOL	STANDARD RIM	OVERALL DIAMETER [MM / IN.]	SECTION WIDTH [MM / IN.]	SINGLE LOAD [KG/LBS]	DUAL LOAD [KG/LBS]	PRESSURE [KPA / PSI]	TREAD DEPTH [MM / 32NDS]	PRODUCT CODE
11R22.5	14 / G	144/142 L	8.25	1065 / 41.9	279 / 11.0	2800 / 6175	2650 / 5840	720 / 105	26.2 / 33.0	6959613702808
11R22.5	16 / H	146/143 L	8.25	1065 / 41.9	279 / 11.0	3000 / 6610	2725 / 6005	830 / 120	26.2 / 33.0	6959613724572
11R24.5	14 / G	146/143 L	8.25	1116 / 43.9	279 / 11.0	3000 / 6610	2725 / 6010	720 / 105	26.2 / 33.0	6959613702815
11R24.5	16 / H	149/146 L	8.25	1104 / 43.5	279 / 11.0	3250 / 7160	3000 / 6610	830 / 120	26.2 / 33.0	6959613724589

NEOTERRA COMMERCIAL TRUCK TIRE STANDARD WARRANTY

Keter Tire USA stands behind and warrants every new NeoTerra brand commercial truck tires purchased from an authorized dealer in United States.

You are eligible for the benefits of this warranty if you meet all the following criteria:

- You are the owner or authorized agent of the owner of new NeoTerra commercial truck tires.
- Your tires bear Department of Transportation (DOT) prescribed tire identification numbers.
- Your NeoTerra commercial truck tires have been used in accordance to the vehicle manufacturers specifications or Keter Tire USA's recommendations.

SATISFACTION ASSURANCE

All NeoTerra commercial truck tires are covered by the 30-day “Satisfaction Assurance” warranty. If for any reason you are not completely satisfied with your new tires within 30 days from date of purchase, and no more than 2/32nd of treadwear, you may return these tires to your authorized NeoTerra dealer for a full refund of the purchase price or exchange them for a different set of NeoTerra tires. Mounting and balancing are free of charge for replacement of tires.

If you exchange for another set of NeoTerra tires of different design, just pay the cost difference from the original purchase price if the cost of replacement tires is higher, plus applicable taxes.

This Satisfaction Assurance warranty applies to the original new commercial truck tires purchased, up to a maximum of 24 tires per customer per calendar year. Satisfaction Assurance replacement tires are not covered under this program.

SATISFACTION ASSURANCE ADMINISTRATION

Within thirty (30) days from the date of purchase, or the first 2/32nds of treadwear as measured in the fastest wearing groove, simply return your tires to the authorized NeoTerra dealer where your tires were purchased. The original sales receipt is required as proof-of-purchase. Reason for dissatisfaction must be explained to the dealer (i.e., appearance, ride, handling, etc.) and noted on the adjustment claim form. All Exclusions listed in this Standard Warranty below may void this Satisfaction Assurance Warranty. Conditions and coverage are subject to change at any time without notice.

ROAD HAZARD WARRANTY

Every NeoTerra on-highway application commercial truck tire is covered for non-repairable damage caused by road hazards under normal driving conditions such as puncture, snag, cut, bruise or impact break, etc., within the first 25% of the original tread life and within sixty (60) days from the date of purchase, whichever comes first. It will be replaced free of charge with a comparable NeoTerra tire of same design.

A tire is not covered if it is considered repairable according to Rubber Manufacturers Association (RMA) standards.

It is the owner's obligation to follow the guidelines in this Standard Warranty to be eligible for Road Hazard Warranty to ensure maximum performance from the NeoTerra product. All the Exclusions listed in this Standard Warranty below may void this Road Hazard Warranty. Conditions and coverage are subject to change at any time.

STANDARD LIMITED WARRANTY

If any NeoTerra commercial truck tire covered by this warranty becomes unserviceable for any reason (see exclusions) during the original tread life (calculated by the original new tire tread depth less 2/32” remaining tread depth at the fastest wearing groove on said tire), or within five (5) (or Six (6) years for Smartway verified products) from the date of manufacture. Keter Tire USA will credit the purchase on a prorated amount based on the usable tread remaining excluding FET.

- a. Submission of claims covered by this warranty constitutes adherence to the terms of this warranty as detailed herein.
- b. This warranty applies only to new first quality tires. Retread tires, blemished tires and road hazard damaged tires (see road hazard tire warranty) are specifically excluded.
- c. Adjustments for ride complaints, out of balance or out of round tires are excluded from this warranty if they are worn past 2/32” from the original usable tread of the new tire as measured in the fastest wearing groove.

CASING WARRANTY

NeoTerra commercial truck tire casing are warranted for workmanship and material related conditions through the original, first and second retread or for a period of five (5) or six (6) years from date of manufacturer, whichever comes first. The life of the second retread is considered to end when the remaining tread reaches a measurable depth of 2/32” or less. If a NeoTerra commercial truck tire casing was removed from service due to a workmanship or material related condition, Keter Tire USA will issue a credit toward the purchase of a new NeoTerra Truck Tire as listed below:

Tire/Casing Size	Original Tread	1st Retread	2nd Retread	Warranty Period
11R22.5, 12R22.5, 11R24.5	\$70.00	\$50.00	\$40.00	6 YEARS
295/75R22.5, 285/75R24.5	\$70.00	\$50.00	\$40.00	6 YEARS
315/80R22.5	\$70.00	\$50.00	\$40.00	6 YEARS
9R22.5,10R22.5	\$40.00	\$30.00	\$10.00	5 YEARS
245, 255, 265, 275..R22.5	\$40.00	\$30.00	\$10.00	5 YEARS
385, 425, 44565R22.5	\$40.00	\$30.00	\$10.00	5 YEARS
ALL 17.5 & 19.5	\$20.00	\$10.00	\$10.00	5 YEARS

EXCLUSIONS

- 1. Tires purchased and normally used outside the United States and Canada.
- 2. Tires purchased as used.
- 3. Tires which are misapplied due to improper fitment, insufficient Speed Rating, or Load Index, or undersized or oversized tires, use of an improper wheel, tire chain damage, misuse, tire spinning, negligence, tire alteration, or for racing or competition purposes.
- 4. Damage from incorrect mounting or dismounting of the tire, incorrect application, water or other material trapped inside the tire during mounting or failure to balance the tires.
- 5. Ride complaints after the first 2/32" of tread wear.
- 6. Tire damage due to Road Hazards, including, without limitation: Puncture, cut, impact break, stone drilling, bruise, bulge, snag, etc.

7. Insufficient or improper maintenance, including, without limitation: failure to rotate tires as recommended, wheel misalignment, worn suspension components, improper tire mounting or demounting, tire/wheel assembly imbalance, or other vehicle conditions, defects, or characteristics.
8. Tire damage due to contamination or degradation by petroleum products or other chemicals, fire or other externally generated heat, or water or other material trapped inside the tire during mounting or inflation.
9. Accident, chemical corrosion, tire alteration, willful abuse, or vandalism.
10. Rapid treadwear or wear-out.
11. Tires with weather cracking, which were manufactured five (5) or more years prior to presentation (6 years on SmartWay Verified products), are not covered.
12. Tires with unapproved sealant, balance, or other filler material that was not originally applied or inserted by the tire manufacturer.
13. Use of improper inner tube.
14. Tires improperly repaired or with repairs not conforming to U.S. Tire Manufacturers Association standards, or with section repairs, or with a self-vulcanizing plug only or patch only.
15. Tire disabled due to faulty retreading or retreading materials.
16. Cost of mounting and balancing service except as noted above.
17. Tires inflated with anything other than air or nitrogen.
18. Tires affected by flat spotting caused by brake lockup, improper transport, or storage.
19. Premature or irregular wear (a measured tread difference of 2/32" (1.6mm) or more across the tread on the same tire) due to vehicle mechanical deficiencies.
20. Any tires worn beyond the wear indicators (less than 2/32" remaining tread depth).
21. The cost of applicable federal, state, and local taxes.
22. Failure to follow any of the safety and maintenance recommendations or warnings contained in this publication.
23. Tire branded or marked "Non-Adjustable" (N /A) or previously adjusted
24. Loss of time or use, inconvenience, or any incidental or consequential damages.

TO OBTAIN WARRANTY COVERAGE

- a. You must present the tire to be adjusted to a current NeoTerra authorized dealer. Tires replaced on a warranty basis become the property of Keter Tire USA.
- b. Submitter must pay for taxes, fees or any additional services ordered at the time of warranty adjustment.
- c. Keter Tire claims should be submitted on our claim form (supplied by authorized dealer or you can download the form from our website), filled out and signed by you, the owner of the tire presented for adjustment, or your authorized agent.

FOR WARRANTY SERVICE ASSISTANCE OR INFORMATION

1. Please contact the nearest authorized NeoTerra Tire Dealer first
2. If additional assistance is required:-
 - Visit our website at www.ketertiresusa.com
 - E-mail Keter Tire Customer Service: customerservice@ketertireusa.com
 - Feel free to call us at 615-535-1358 or if you prefer
 - Write to: Customer Service, Keter Tire, USA 3401 Mallory Ln, Ste 200 Franklin, TN 37064

TO OBTAIN WARRANTY COVERAGE

A tire has delivered its full original tread life and the new tire coverage of this warranty ends when the tread wear indicators become visible, or five (5) years from the date of purchase (purchase receipt required) or date of manufacture (DOT) will be used. In the case of SmartWay verified products the warranty is extended to six (6) years from the date of purchase (purchase receipt required) or date of manufacture (DOT) will be used. Casings may continue to be warranted beyond the new tire coverage

SAFETY WARNINGS

Serious injury, property damage or death may result from:

- **TIRE FAILURE DUE TO UNDERINFLATION / OVERLOADING.** Follow the owner's manual or tire placard in vehicle.
- **TIRE FAILURE DUE TO EXCESSIVE HIGH SPEED.** Follow the owner's manual or tire placard in vehicle.
- **EXPLOSION OF TIRE / RIM ASSEMBLY DUE TO IMPROPER MOUNTING.** Only specially trained persons should mount tires.
- **FAILURE TO MOUNT RADIAL TIRES ON APPROVED RIMS.**
- **FAILURE TO DEFLATE SINGLE OR DUAL ASSEMBLIES COMPLETELY BEFORE DISMOUNTING.**
- **TIRE SPINNING.** On slippery surfaces such as snow, mud, ice, etc., do not spin tires in excess of 35 mph (55 kph), as indicated on the speedometer. Personal injury and severe damage may result from excessive wheel spinning, including tire disintegration or axle failure.

YOUR LEGAL RIGHTS

THIS LIMITED WARRANTY IS THE ONLY EXPRESS WARRANTY GIVEN BY KETER. KETER DOES NOT MAKE ANY OTHER EXPRESS WARRANTY, INCLUDING WITHOUT LIMITATION THE IMPLIED WARRANTIES OF MERCHANTABILITY OR FITNESS FOR A PARTICULAR PURPOSE (WHICH ARE EXPRESSLY DISCLAIMED). KETER DOES NOT AUTHORIZE ANY OTHER PERSON, INCLUDING AUTHORIZED KETER DEALERS OR VEHICLE DEALERS, TO CHANGE THIS WARRANTY OR CREATE ANY OTHER OBLIGATION IN CONNECTION WITH KETER TIRES. THE RIGHTS AND REMEDIES AVAILABLE ARE LIMITED TO THOSE RIGHTS AND REMEDIES STATED IN THIS LIMITED WARRANTY. ALL OTHER REMEDIES ARE EXCLUDED. IN NO EVENT SHALL KETER BE RESPONSIBLE FOR ANY CONSEQUENTIAL, INCIDENTAL OR SPECIAL DAMAGE(S) IN CONNECTION WITH A KETER TIRE, WHETHER FOR BREACH OF THIS LIMITED WARRANTY, OTHER CONTRACT BREACH, NEGLIGENCE OR OTHER TORT, OR ANY STRICT LIABILITY THEORY.

- Some states do not allow the exclusion or limitation of incidental or consequential damages, so the above exclusion may not apply to you. This warranty gives you specific legal rights and you may also have other rights which vary from state to state.



99 E Main St. Suite 200 | Franklin, TN 37064 | 615.535.1358 | customerservice@ketertireusa.com

KeterTireUSA.com

DRIVE THE NEW WORLD!